




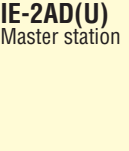







Chime Tone Intercom

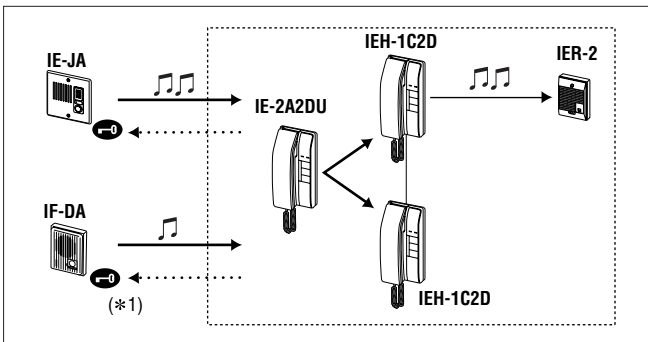
DOOR 2 ROOM 3 IE-2A2DU

Door station	Master station	Sub station	Lineup
 IE-JA Door station → P.31	 IE-2A2DU Master station, 2 door releases	 IE-2AD(U) Master station	 IEH-1CD Sub master station
 IF-DA Door station → P.31 Power supply 12~24V DC power supply 12~16V AC transformer		 IEH-1C2D 2 door release	 EL-12S Electric door strike → P.101  AC-10S Access control keypad, surface mount → P.99  IER-2 Call extension → P.101  AC-10F Access control keypad, flush mount → P.99  TAR-3 External signaling relay → P.32

Features

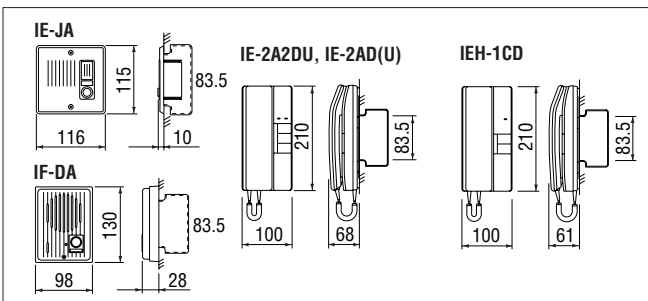
- 3-station chime tone intercom
- 2 door stations w/door release
- All call type room calling
- Chime tone cutout at sub station
- Door selective monitoring at master station
- AC or DC power source

Communication network

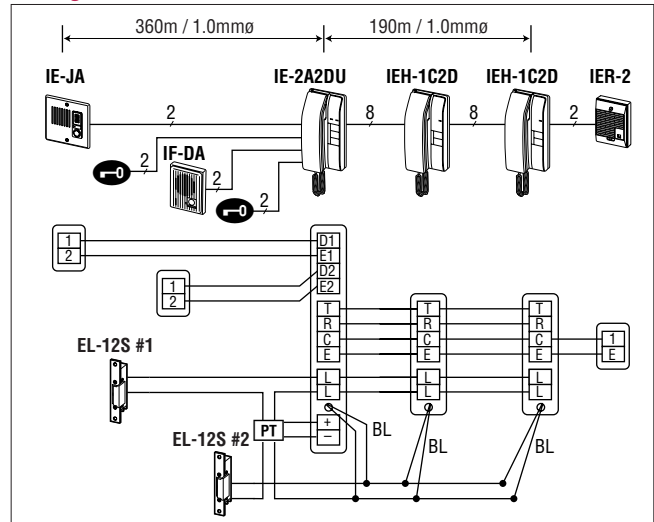


All call type voice calling between rooms
 (*1) Available in IE-2A2DU or IE-2AD(U) w/RV-3DL

Unit dimensions



Wiring



BL : Blue(2) [PT] : AC transformer

Specifications (IE-2A2DU)

Power source	12~16V AC, 200mA 12~24V DC, 200mA
Power supply	AC transformer 12~16V AC, 550mA (for both IE & EL-12S). PS-1225/S/UL
Communication	Door calls in w/4- or 2-tone chime to all stations, 45 sec. Chime can be cut out at sub. Pick up any station handset to reply. Press CALL to call other stations with pretone & voice.
Door release	Contact rating: 24V AC/DC, 500mA
Wiring	2 parallel wires, non-polarized. 6 wires in loop, rooms.
Distance	IE-2A2DU to door 150m(0.65mmø) 360m(1.0mmø) Between rooms 75m(0.65mmø) 190m(1.0mmø)