

Master / Sub Intercom

MASTER

2

SUB

100

TC-M

COMMERCIAL & INSTITUTIONAL APPLICATION SYSTEM


Master station



TC-10M
10-call master



TC-20M
20-call master

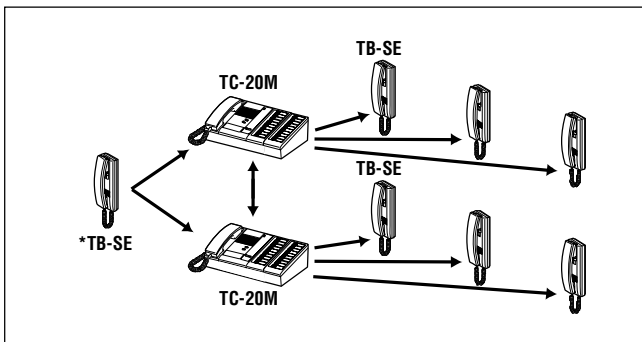


TC-20M + TC-40G
60-call

Features

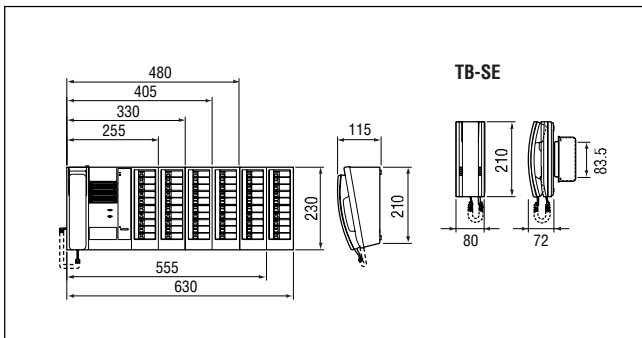
- Expandable internal telephone intercom
- One or dual master configuration
- Tone & LED call-in, staying on until answered
- Additional buzzer at TB-SE (w/relay)
- TRANSFER button on TC-M for communication between two TB-SE subs

Communication network

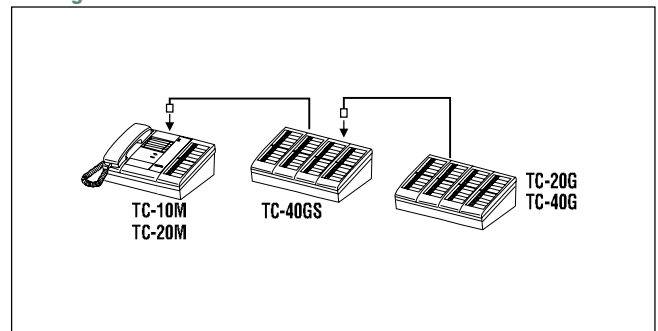


*TB-SE : Sub station for two-master call.

Unit dimensions



Wiring



The TC-40GS is equipped with socket to connect the second add-on selector TC-20G or TC-40G.


Specifications (TC-M)

Power source	18V DC, 350mA. 15~16V AC, 50/60Hz, 750mA.
Consumption	6W. 3W standby.
Power supply	PS-1820S, PS-1820UL, PS-1820, AC transformer.
Communication	Pick up TB-SE handset. Rings TC-M, w/tremolo & LED, staying. At TC-M, pick up and press a lit selector to reply.
Wiring	2 parallel wires per TB-SE, non-polarized.
Distance	TC-M's 200m(0.65mmø) 480m(1.0mmø) TC-M~TB-SE 400m(0.65mmø) 900m(1.0mmø)

Add-on selector



TC-20G
20-call add-on selector



TC-40G
40-call add-on selector
TC-40GS
W/add'l 20-/40-call expansion

Sub station



TB-SE
Sub station

Power supply

PS-1820S
PS-1820UL
PS-1820
→ P.104

Lineup

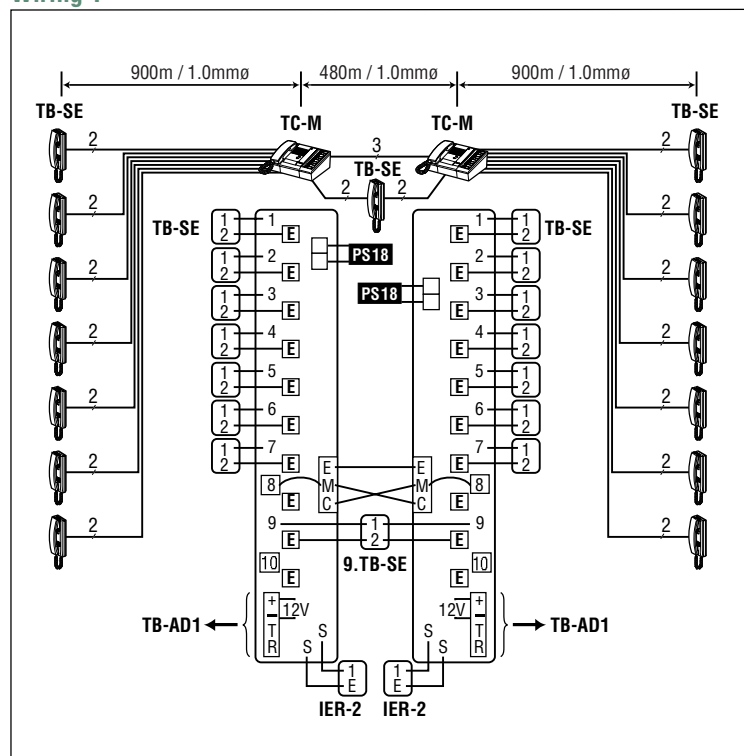


IER-2
Call extension
→ P.101



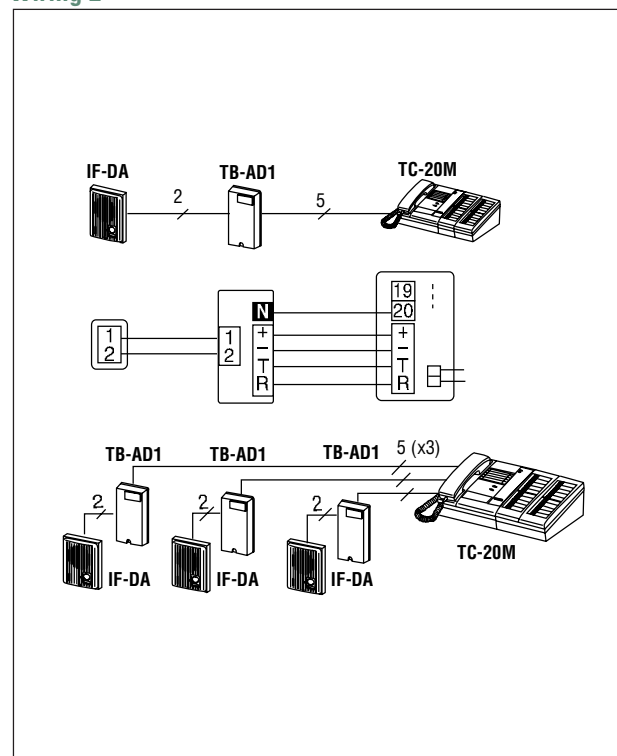
TAR-3
External signaling relay
→ P.102

Wiring 1



- Run 2 parallel wires per TB-SE. Use any E terminal for max. three TB-SE's.
- Do not parallel TB-SE sub wires, or door station wires (in dual-TC-M system).








Wiring 2



Master / Sub Intercom

DOOR 10 ROOM 1 TC-M & TB-AD10

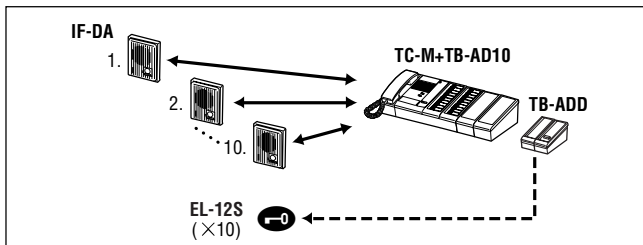
COMMERCIAL & INSTITUTIONAL APPLICATION SYSTEM

<p>Door station</p>  <p>IF-DA Door station → P.31</p>	<p>Master station</p>  <p>TC-10M 10-call master</p> <p>TC-10MD* 10-call master for door release *Not available in Europe</p>	<p>Door adaptor</p>  <p>TB-AD1 1-call door adaptor</p>  <p>TB-AD10 10-call door adaptor</p> <p>TB-ADD* 10-way door release adaptor *Not available in Europe</p>	<p>Lineup</p>  <p>IER-2 Call extension → P.101</p>  <p>TAR-3 External signaling relay → P.102</p>  <p>EL-12S Electric door strike → P.101</p>
<p>Power supply PS-1820S PS-1820UL PS-1820 → P.104</p>			

Features

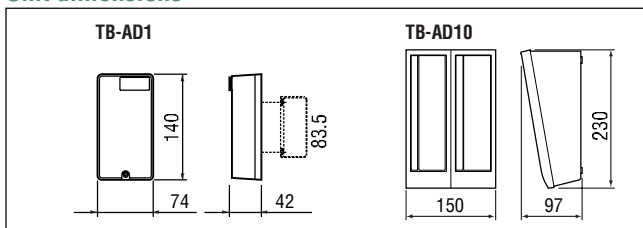
- Single or multiple audio door communication, expandable
- Optional selective door release control

Communication network

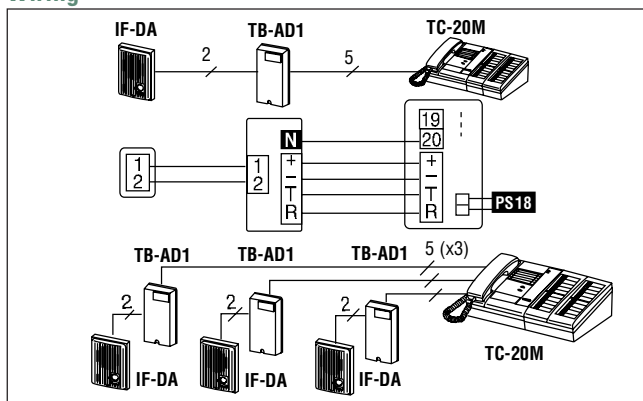


Pre-tone sounding or mute selectable at TB-AD10.

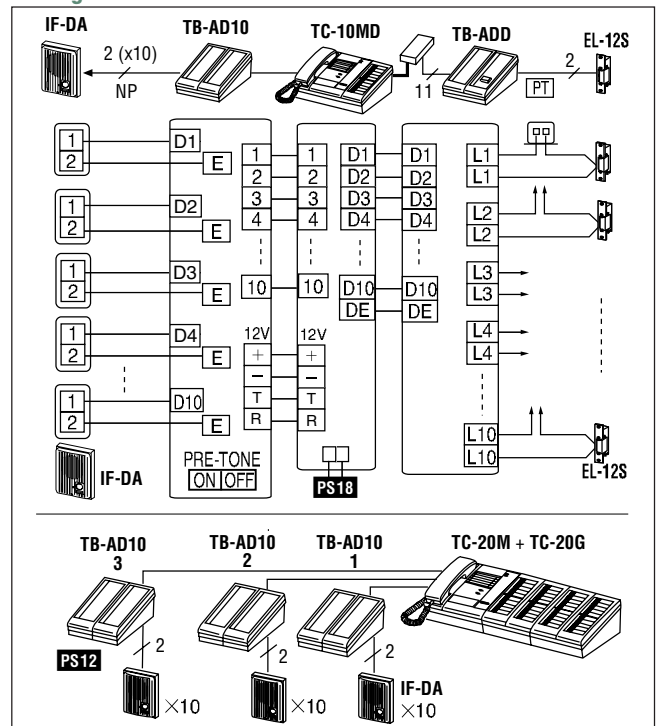
Unit dimensions



Wiring



Wiring



Multiple TB-AD10 installation; Add a power supply for TB-AD10 #3 or after.
PS18 : PS-1820S, PS-1820UL, PS-1820

Specifications (TB-AD10)

Power source	TB-AD10: 12V DC, supplied by TC-M.
Door capacity	10(TB-AD10). 1(TB-AD1).
Communication	Door calls in w/tremolo & LED 40 sec. Pick up and depress LED lit selector. Pretone sounds at door, or silenced.
Wiring	2 parallel wires to door, non-polarized. 4 common + no. doors, TC-M to adaptor.
Distance	TC-M to TB-AD10 65m(0.65mmø) 150m(1.0mmø) TB-AD10 to IF-DA 150m(0.65mmø) 360m(1.0mmø)